

# Activating Association Codes on Springer Link

<http://link.springer.com>

The screenshot displays the Springer Link homepage. At the top, there's a navigation bar with the Springer Link logo, a search bar, and links for 'Sign up / Log in', 'English', and 'Academic edition'. Below the navigation bar, a 'Browse by discipline' sidebar lists various fields of study. The main content area features a promotional banner for scientific documents, a 'Live Reference' section, a 'New books and journals' announcement, and sections for 'Featured Journals' and 'Featured Books'.

**Browse by discipline**

- » Architecture & Design
- » Astronomy
- » Biomedical Sciences
- » Business & Management
- » Chemistry
- » Computer Science
- » Earth Sciences & Geography
- » Economics
- » Education & Language
- » Energy
- » Engineering
- » Environmental Sciences
- » Food Science & Nutrition
- » Law
- » Life Sciences
- » Materials
- » Mathematics
- » Medicine
- » Philosophy
- » Physics
- » Psychology
- » Public Health
- » Social Sciences
- » Statistics

Providing researchers with access to millions of scientific documents from journals, books, series, protocols and reference works.

**EJNMMI**  
European Journal of Nuclear Medicine & Molecular Imaging

**Live Reference**  
— Constantly updated  
Springer.com/  
SpringerReference

New books and journals are available every day.

**Featured Journals**

- Journal of Arid Land
- FIRE TECHNOLOGY
- NATURAL MECHANISMS AND ANALOGUES
- DISTRIBUTED PARALLEL DATABASES

**Featured Books**

# Introduction

Welcome. If you are reading this then you have likely received an association code from your society, organisation or institution and are wondering how to use it.

If you are new to Springer Link, then please start at the beginning with registering a new account. If you already have a Springer Link account that you are using, then please jump ahead to slide 9: for instructions to activate Your Association Code.

## Contents:

- [Registering a New Account](#) Slide 3.
- [Resetting Your Password \(for a previously registered account\)](#) Slide 6.
- [Activating Your Association Code](#) Slide 9.
- [Accessing Journal Content](#) Slide 11.

**If you need help at any time please contact us at [onlineservice@springer.com](mailto:onlineservice@springer.com)**

# Registering a New Account

- Please go to <http://link.springer.com/>
- To register a new account on Springer Link please click on “Sign up / Log in”
- You will find this on the top-right-hand side of any Springer Link page.
- This is also where you go whenever you want to log in.

Springer Link

Sign up / Log in

Search

Home · Contact Us

### Create your account to access your content from anywhere

Creating an account is easy, and helps us give you a more personalised experience.

All fields are required

First Name  Last Name

Email Address

Your email address will be kept private.

Password

Minimum 8 characters including at least 7 letters and 1 number

Password Confirmation

By creating an account you agree to accept our [terms of use](#).

Create account Cancel

Welcome back. Please log in.

Email

Password

[Forgotten password](#)

Log in

[Log in via Shibboleth or Athens](#)

## Registering a New Account

Please fill in all fields as required

- First Name
- Last Name
- Email Address
- Password
- Password Confirmation

Please be informed that you will need to accept our terms of use.

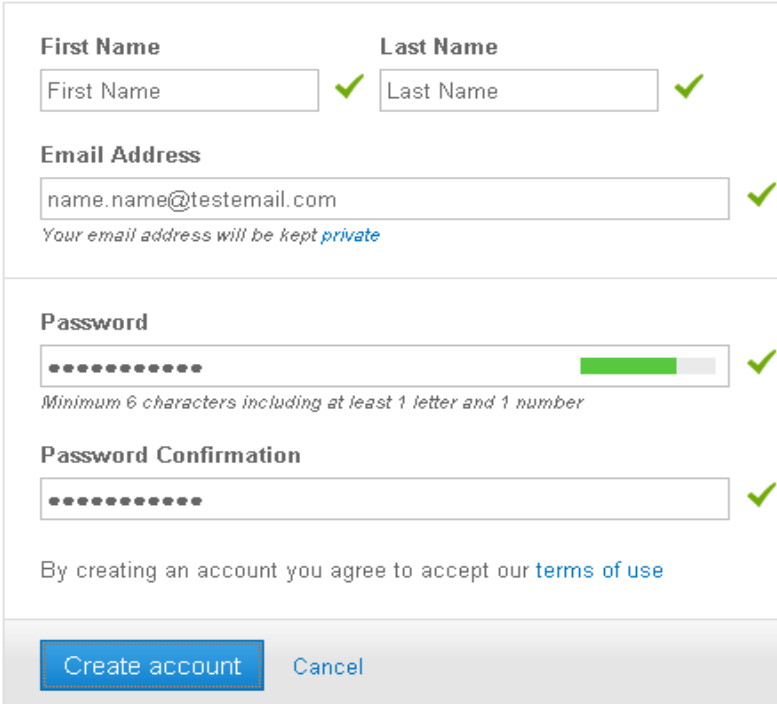
-> to read our terms of use click on “**terms of use**” to be automatically re-directed to the following link

<http://link.springer.com/termsofuse>

## Create your account to access your content from anywhere

Creating an account is easy, and helps us give you a more personalised experience.

All fields are required



The screenshot shows a registration form with the following fields and validation status:

- First Name**: Input field contains "First Name", followed by a green checkmark.
- Last Name**: Input field contains "Last Name", followed by a green checkmark.
- Email Address**: Input field contains "name.name@testemail.com", followed by a green checkmark. Below the field, it says "Your email address will be kept *private*".
- Password**: Input field contains masked characters ".....", followed by a green checkmark. Below the field, it says "Minimum 6 characters including at least 1 letter and 1 number".
- Password Confirmation**: Input field contains masked characters ".....", followed by a green checkmark.

At the bottom of the form, there is a text line: "By creating an account you agree to accept our [terms of use](#)".

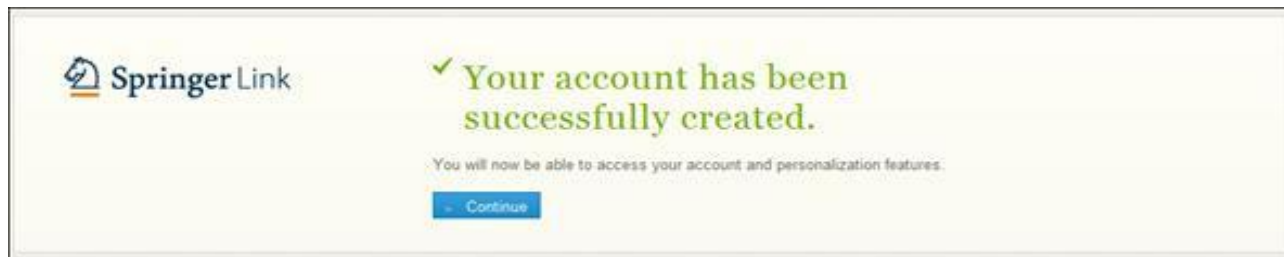
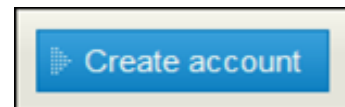
The bottom of the form contains two buttons: "Create account" (in a blue box) and "Cancel" (in a grey box).

## Registering a New Account

Please note:

- Your username for Springer Link will always be your email-address.
- Your password needs to meet the following requirements: Minimum 6 characters including at least 1 letter and 1 number.

When you have finished entering all your details please click on



Your account has now been successfully created. Please click “Continue.”

After registration is complete, you may proceed to activate your Association Code.

## Resetting Your Password

If you have previously registered an account with Springer link and have forgotten, or do not know, your password this can easily be reset.

An email address can only be registered once; so if you discover when signing up that your email has already been registered, as in the example below, then you can also use the following instructions to recover your account and set a new password.

Email Address

onlineservice@springer.com

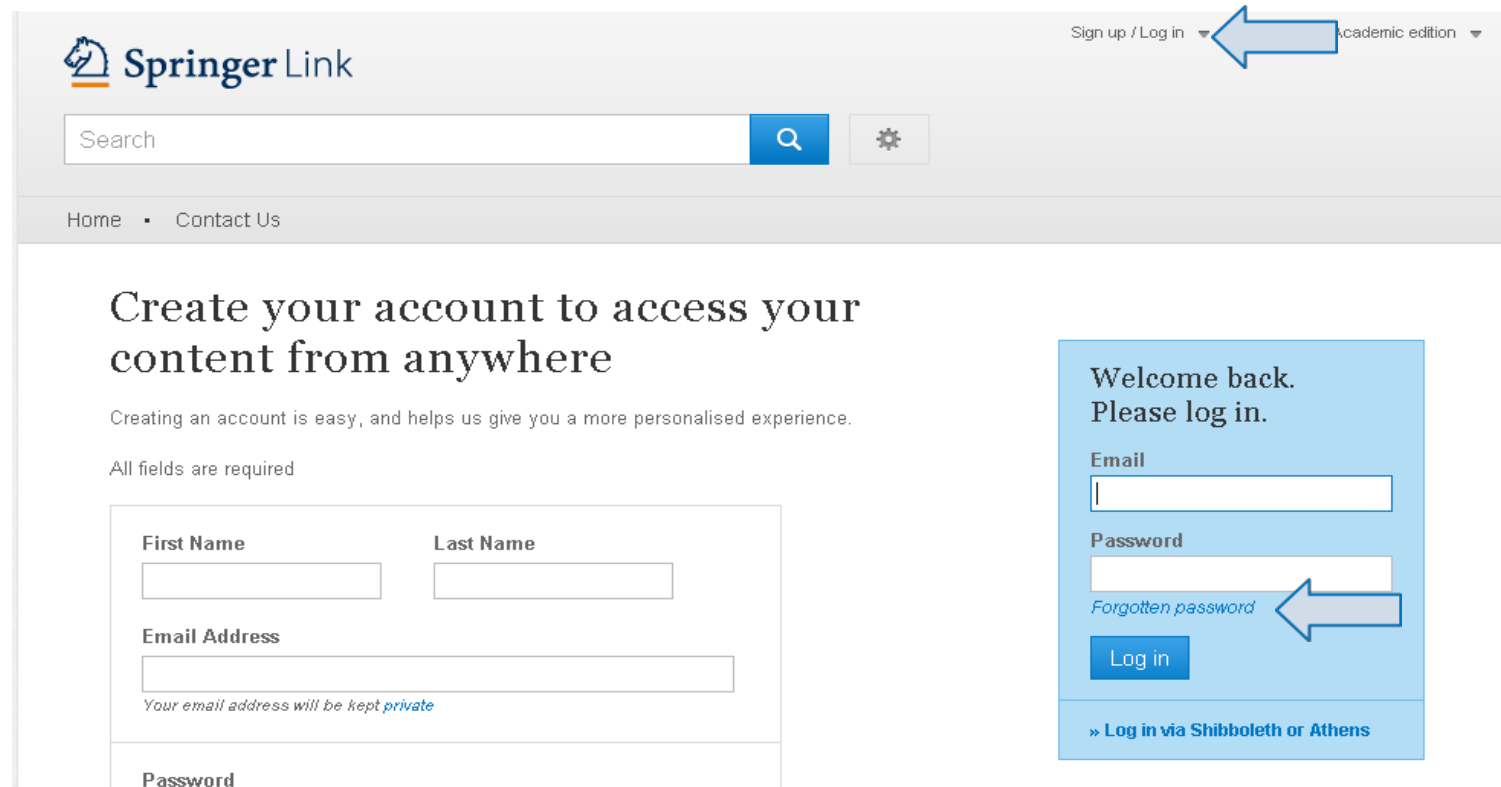
Your email address will be kept *private*



An account already exists for this email, please enter a different email address

# Resetting Your Password

- If you have not done so already please click the “Sign up/Log in” link (found in the top-right-hand-side of any Springer Link page).
- Now click on “*Forgotten password*” in the blue log in box.



The screenshot shows the Springer Link website interface. At the top right, the 'Sign up / Log in' link is highlighted with a blue arrow. Below the header, there is a search bar and a settings gear icon. The main content area features a 'Create your account to access your content from anywhere' section with a registration form. To the right, a blue login box contains fields for 'Email' and 'Password', a 'Log in' button, and a 'Forgotten password' link. A blue arrow points to the 'Forgotten password' link. At the bottom of the login box, there is a link to 'Log in via Shibboleth or Athens'.

Springer Link

Sign up / Log in academic edition

Search

Home • Contact Us

Create your account to access your content from anywhere

Creating an account is easy, and helps us give you a more personalised experience.

All fields are required

First Name Last Name

Email Address

Your email address will be kept *private*

Password

Welcome back. Please log in.

Email

Password

Forgotten password

Log in

» Log in via Shibboleth or Athens

## Resetting Your Password

- Please enter your email address, then click on Submit.
- You will receive an email from [onlineservice@springer.com](mailto:onlineservice@springer.com) including a link.
- Please click on the included link; then you will be directed to a secure page where you can enter your new password.
- Enter a new password. (Make sure your password contains 6 characters, alpha-numeric and at least one numeric.)
- You can now log in using your email address and newly created password.

### Reset my password

Please enter the email address you used when registering for the site and we will send you an email which contains instructions for resetting your password.

✓ **Email has been sent.**

When you receive your login information, follow the directions in the email to reset your password.

## Activating Your Association Code

Once you have a Springer Link account you can activate your Association Code:

- Log in to your Springer Link account. (use the blue log in box).
- You will now see your name displayed on the top-right-hand side of the screen. Click the arrow next to your name.
- Click on “Account details/profile”.

The screenshot displays the Springer Link website interface. At the top left is the Springer Link logo. Below it is a search bar with the placeholder text 'Search' and a blue search button. To the right of the search bar is a gear icon for settings. Further right is a user profile dropdown menu. The dropdown menu is open, showing the user's name 'First Name Last Name' at the top, followed by the option 'Account details/profile' which is highlighted by a blue arrow. Below this are two other options: '» Institutional / Athens login' and '» Logout'. To the right of the dropdown menu are two more dropdown menus: 'English' and 'Academic edition'. Below the top navigation bar is a secondary navigation bar with links for 'Home' and 'Contact Us'. The main content area is titled 'Account Details'. Below this title is a form with two rows. The first row has labels 'First Name' and 'First Name' with an 'Edit' link to the right. The second row has labels 'Last Name' and 'Last Name' with an 'Edit' link to the right.

# Activating Your Association Code

Entering your Association Code:

- We recommend **copying and pasting** your code in order to avoid any typing errors.
- Now click “Associate”.
- You should see a message informing you or your new access details.
- You are now an associated member of your society, institution or conference.

**Important: it is now necessary to log out and then log back in for access to be updated.**

## Account Details

First Name	First Name	<a href="#">Edit</a>
Last Name	Last Name	<a href="#">Edit</a>
Email Address	name.name@testemail.com	<a href="#">Edit</a>
Password	<a href="#">Change password</a>	

## Your Organisations

Association code	<input type="text" value="jOTw9QtBbZgF0bC-Mg3UkKHPkw"/>	<a href="#">Associate</a>
<small>Enter the code provided by your librarian or admin to associate your account with an organisation.</small>		
<i>You are not yet associated with any organisation</i>		

## Accessing Journal Content

- Once you have logged out and back in, you will have access to your publication.
- To locate your journal please search for the journal title in the Springer Link search box.
- Your results may include other titles as well as articles from the journal you are looking for.
- Please locate your journal title in the search results.
- It may sometimes be necessary to scroll through the list to find your journal.

Springer Link

test

Home • Contact Us

2,678,185 Result(s) for 'test'

Sort By: Relevance | Date Published | Page 1 of 133,910

Journal  
**TEST**  
Volume 1 / 1992 - Volume 22 / 2013

Reference Work Entry  
**Test**  
The covering of scale insects (Homoptera: various families). The **test** is a glandular secretion consisting of wax...  
*Encyclopedia of Entomology* (2008)  
[Get Access](#)

Reference Work Entry  
**Test**  
*Encyclopedia of Microfluidics and Nanofluidics* (2008)  
[Get Access](#)

Chapter  
**Test**  
Der **Test** umfasst 40 Aufgaben mit je fünf Alternativen...  
Prof. Dr. Werner Kirsch, Dr. Manfred Michael. in *Entscheidungsprozesse in Frage und Antwort* (1973)  
[Look Inside](#) [Get Access](#)

Refine Your Search	
<b>Content Type</b>	
Article	1,854,337
Chapter	781,007
Reference Work Entry	22,198
Protocol	20,042
Book	595
Journal	5
Book Series	1
<b>Discipline</b> <a href="#">see all</a>	
Medicine	795,500
Life Sciences	635,627
Biomedical Sciences	500,961
Chemistry	354,308
Computer Science	320,381
<b>Subdiscipline</b> <a href="#">see all</a>	
Internal	290,907
Biochemistry & Biophysics	216,870
Plant Sciences	175,772
Ecology	147,872
Oncology	139,039

## Accessing Journal Content

You can identify the correct result by the following:

- The word “Journal” will appear above the title.
- Where available an image of the journal cover will be displayed.

Click on the journal name to be taken to the journal’s home page.

**2,678,185** Result(s) for 'test'  

Sort By   [▶ Date Published](#)  Page  of 133,910 

Journal   
**TEST**  
Volume 1 / 1992 - Volume 22 / 2013 



 Reference Work Entry  
**Test**  
The covering of scale insects (Homiptera: various families). The **test** is a glandular secretion consisting of

## Accessing Journal Content

Now you are on the journal's homepage. Here the latest articles will always be displayed.

Springer Link

First Name Last Name English Academic edition

Search

Home Contact Us

Browse Volumes & Issues

### TEST

ISSN: 1133-0686 (Print) 1663-8260 (Online)

#### Description

TEST is an international journal of statistics and probability, sponsored by the Spanish Society of Statistics and Operations Research. Its scope includes both established and emerging areas, and English is the journal's official language. TEST focuses on papers that offer original theoretical contributions and that have demonstrated or potential value for applications. Methodological content is crucial for publication in the ... [show all](#)

**22 Volumes 49 Issues 601 Articles available from 1992 - 2013**

Find your Volume or Issue

Volume Issue

[Browse Volumes & Issues](#)

*Prior to 1992, this journal was published as Trabajos de Estadística.*

#### Latest Articles

Original Paper

[Two-stage benchmarking as applied to small area estimation](#)

Malay Ghosh, Rebecca C. Steorts (July 2013)

[\[Full-text presentation / Date to go here\]](#)

Share

f t in

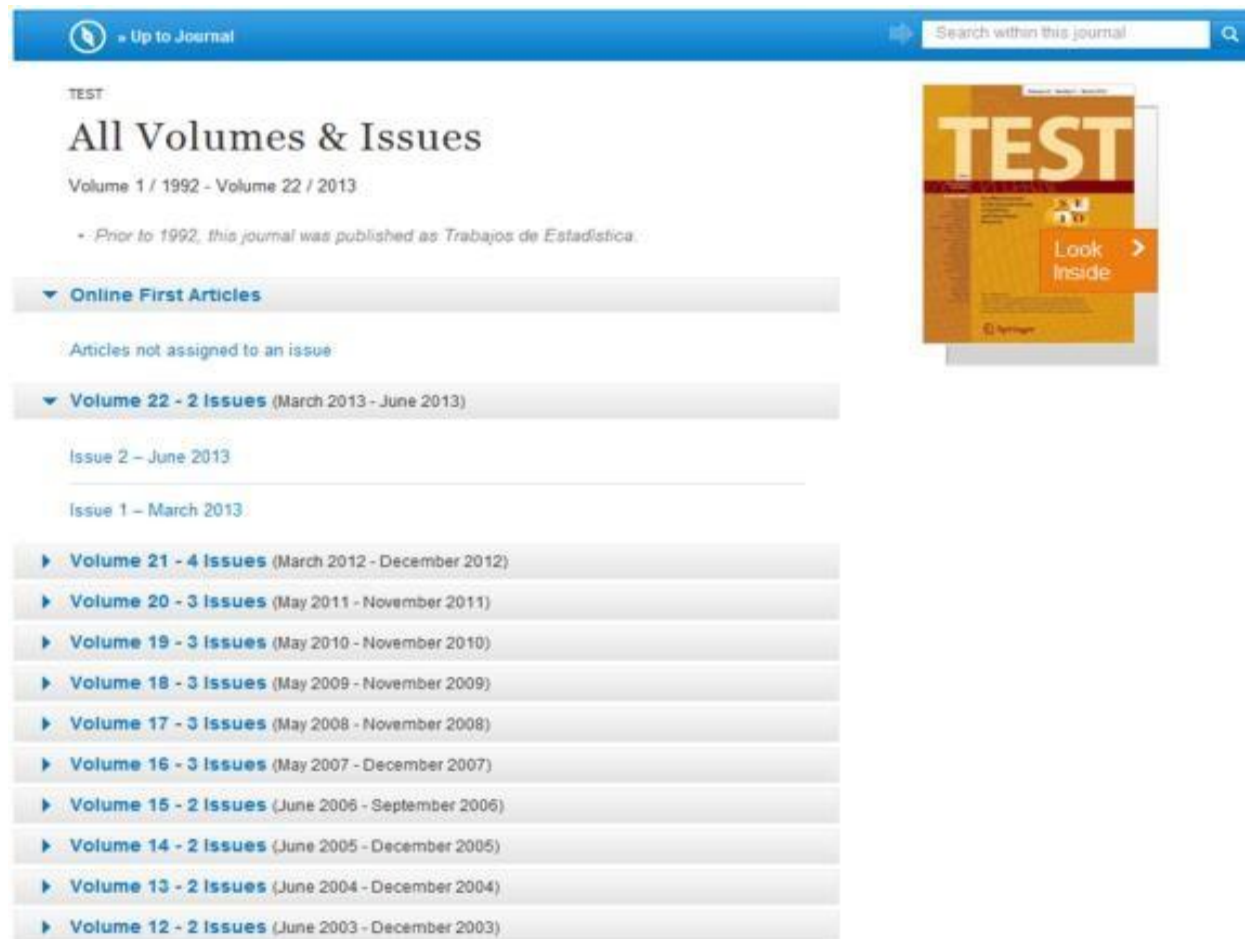
Other actions

- Register for Journal Updates
- About This Journal

To see all the available articles (including all back issues) click on “All Volume & Issues”.

# Accessing Journal Content

Now you will see the whole content of the journal and you can make your own selection.

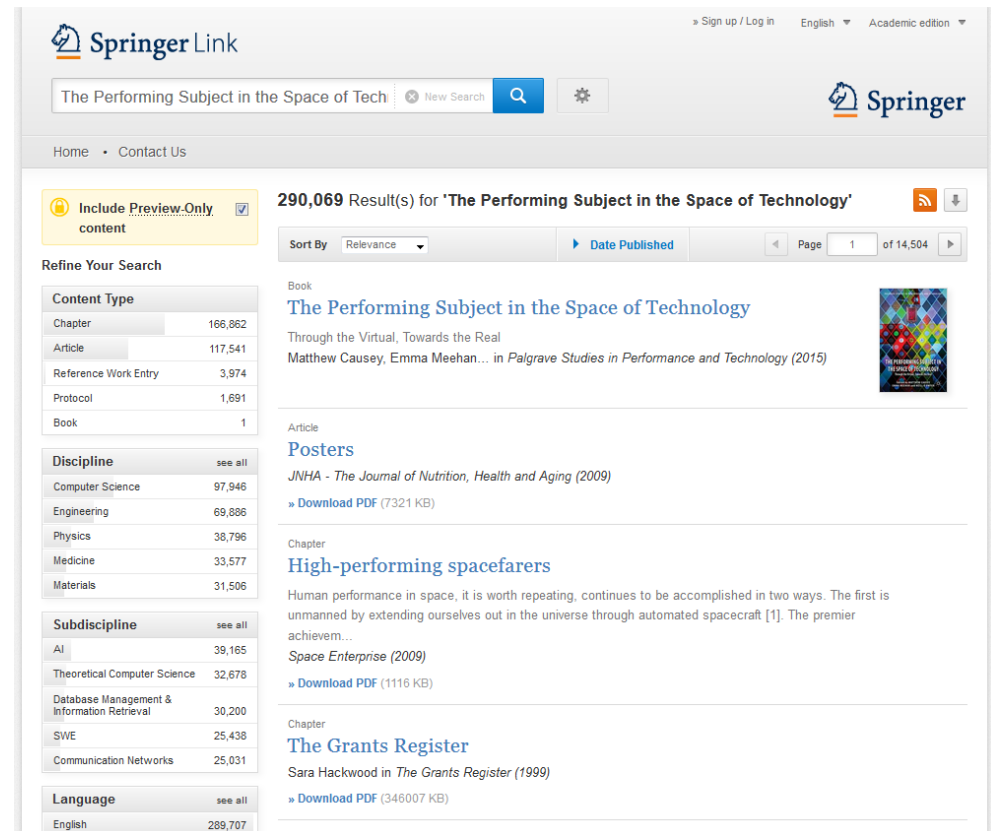


The screenshot shows the Springer Link interface for the journal 'TEST'. At the top, there is a blue navigation bar with a magnifying glass icon and the text 'Up to Journal'. To the right of the bar is a search box labeled 'Search within this journal'. Below the navigation bar, the journal title 'TEST' is displayed in a large, bold font. Underneath the title, it says 'Volume 1 / 1992 - Volume 22 / 2013'. A note below that states: '• Prior to 1992, this journal was published as Trabajos de Estadística.' To the right of the journal title, there is a thumbnail image of the journal cover, which features the title 'TEST' in large letters and a 'Look Inside' button. Below the journal title, there are several expandable sections. The first section is 'Online First Articles', which is currently collapsed and shows the text 'Articles not assigned to an issue'. The second section is 'Volume 22 - 2 Issues (March 2013 - June 2013)', which is expanded and shows two issues: 'Issue 2 - June 2013' and 'Issue 1 - March 2013'. Below these, there is a list of other volumes, each with a right-pointing arrow and the number of issues: 'Volume 21 - 4 Issues (March 2012 - December 2012)', 'Volume 20 - 3 Issues (May 2011 - November 2011)', 'Volume 19 - 3 Issues (May 2010 - November 2010)', 'Volume 18 - 3 Issues (May 2009 - November 2009)', 'Volume 17 - 3 Issues (May 2008 - November 2008)', 'Volume 16 - 3 Issues (May 2007 - December 2007)', 'Volume 15 - 2 Issues (June 2006 - September 2006)', 'Volume 14 - 2 Issues (June 2005 - December 2005)', 'Volume 13 - 2 Issues (June 2004 - December 2004)', and 'Volume 12 - 2 Issues (June 2003 - December 2003)'.

[Title for presentation / Date to go here]

# Accessing Book Content

- Once you have logged out and back in, you will have access to your publication.
- To locate your book please search for the book title in the Springer Link search box.
- Please locate your book title in the search results.
- It may sometimes be necessary to scroll through the list to find your book.



The screenshot shows the Springer Link search results page. At the top, there's a search bar with the text 'The Performing Subject in the Space of Tech' and a 'New Search' button. Below the search bar, there's a navigation bar with 'Home' and 'Contact Us'. The main content area shows '290,069 Result(s) for 'The Performing Subject in the Space of Technology''. On the left, there's a 'Refine Your Search' section with filters for 'Content Type', 'Discipline', 'Subdiscipline', and 'Language'. The 'Content Type' filter is expanded, showing a list of content types and their counts. The 'Discipline' filter is also expanded, showing a list of disciplines and their counts. The 'Subdiscipline' filter is expanded, showing a list of subdisciplines and their counts. The 'Language' filter is expanded, showing a list of languages and their counts. On the right, there's a list of search results. The first result is a book titled 'The Performing Subject in the Space of Technology' by Matthew Causey and Emma Meehan, published in 2015. Below it, there's an article titled 'Posters' from 'JNHA - The Journal of Nutrition, Health and Aging' (2009). Below that, there's a chapter titled 'High-performing spacefarers' from 'Space Enterprise' (2009). Below that, there's another chapter titled 'The Grants Register' from 'The Grants Register' (1999).

Springer Link

The Performing Subject in the Space of Tech

Home • Contact Us

290,069 Result(s) for 'The Performing Subject in the Space of Technology'

Sort By: Relevance Date Published

Page 1 of 14,504

Book

**The Performing Subject in the Space of Technology**

Through the Virtual, Towards the Real

Matthew Causey, Emma Meehan... in *Palgrave Studies in Performance and Technology* (2015)

Article

**Posters**

JNHA - *The Journal of Nutrition, Health and Aging* (2009)

» Download PDF (7321 KB)

Chapter

**High-performing spacefarers**

Human performance in space, it is worth repeating, continues to be accomplished in two ways. The first is unmanned by extending ourselves out in the universe through automated spacecraft [1]. The premier achievement...

*Space Enterprise* (2009)

» Download PDF (1116 KB)

Chapter

**The Grants Register**

Sara Hackwood in *The Grants Register* (1999)

» Download PDF (346007 KB)

Refine Your Search

Content Type

Chapter	166,862
Article	117,541
Reference Work Entry	3,974
Protocol	1,691
Book	1

Discipline

Computer Science	97,946
Engineering	69,886
Physics	38,796
Medicine	33,577
Materials	31,506

Subdiscipline

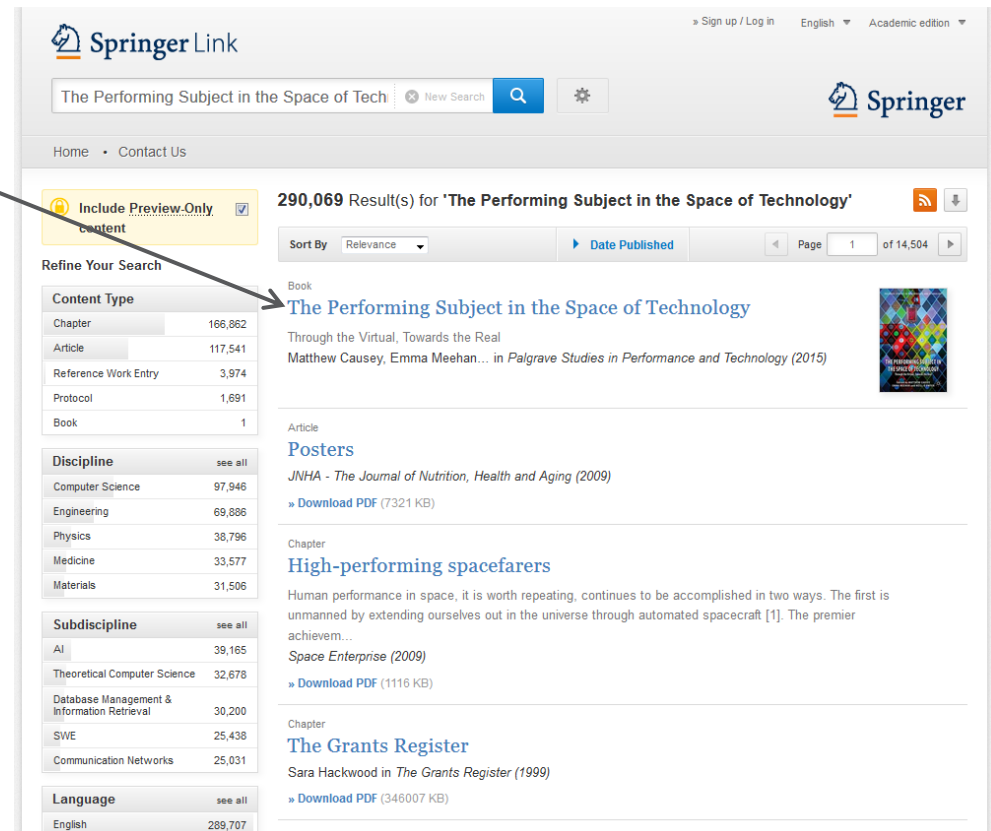
AI	39,165
Theoretical Computer Science	32,678
Database Management & Information Retrieval	30,200
SWE	25,438
Communication Networks	25,031

Language

English	289,707
---------	---------

# Accessing Book Content

- Where available an image of the book cover will be displayed.
- Click on the book name to be taken to the book's home page.



The screenshot shows the Springer Link search results page. The search bar contains the text "The Performing Subject in the Space of Tech". The results show 290,069 results for "The Performing Subject in the Space of Technology". The first result is a book titled "The Performing Subject in the Space of Technology" by Matthew Causey, Emma Meehan, et al. The book cover is displayed next to the title. An arrow points from the text "Click on the book name to be taken to the book's home page." to the book title.

**Refine Your Search**

Content Type	Count
Chapter	166,862
Article	117,541
Reference Work Entry	3,974
Protocol	1,691
Book	1

Discipline	Count
Computer Science	97,946
Engineering	69,886
Physics	38,796
Medicine	33,577
Materials	31,506

Subdiscipline	Count
AI	39,165
Theoretical Computer Science	32,678
Database Management & Information Retrieval	30,200
SWE	25,438
Communication Networks	25,031

Language	Count
English	289,707

**Book**

**The Performing Subject in the Space of Technology**  
Through the Virtual, Towards the Real  
Matthew Causey, Emma Meehan... in *Palgrave Studies in Performance and Technology* (2015)

**Article**

**Posters**  
*JNHA - The Journal of Nutrition, Health and Aging* (2009)  
» Download PDF (7321 KB)

**Chapter**

**High-performing spacefarers**  
Human performance in space, it is worth repeating, continues to be accomplished in two ways. The first is unmanned by extending ourselves out in the universe through automated spacecraft [1]. The premier achievement...  
*Space Enterprise* (2009)  
» Download PDF (1116 KB)

**Chapter**

**The Grants Register**  
Sara Hackwood in *The Grants Register* (1999)  
» Download PDF (346007 KB)

# Accessing Book Content

Now you are on the book's homepage. You can download the whole book or select individual book chapters.

The screenshot shows the Springer book homepage for 'The Performing Subject in the Space of Technology'. The page has a blue header bar with a download button and a search box. The main content area on the left lists the book title, subtitle, editors, and ISBNs. A large blue button is also present. On the right, there is a book cover image with a 'Look Inside' button. Below the cover, there are sections for 'Other actions' and 'Share'. The 'Table of contents' section is expanded, showing the 'Front Matter' and 'General Introduction: In the After-event of the Virtual'.

Book  
Palgrave Studies in Performance and Technology  
2015

## The Performing Subject in the Space of Technology

Through the Virtual, Towards the Real

Editors: Matthew Causey, Emma Meehan, Néill O'Dwyer  
ISBN: 978-1-349-68364-2 (Print) 978-1-137-43816-4 (Online)

Download Book (PDF, 4096 KB)

### Table of contents (14 chapters)

Front Matter  
» Download PDF (98KB) Pages i-xvii

General Introduction: In the After-event of the Virtual  
Chapter  
General Introduction: In the After-event of the Virtual  
Matthew Causey, Emma Meehan, Néill O'Dwyer

Other actions  
» About this Book

Share  
f t in